

SFPF15HP60S

15A, 600V Hyperfast Single Diode

Features

- Hyperfast Soft Recovery: $t_{rr}=24ns$
- Typical Forward Voltage: $V_F=2.1V@ I_F=15A$
- Reverse Voltage: $V_{RRM}=600V$
- Avalanche Energy Rated

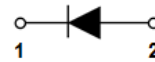

Description

The SFPF15HP60S is an hyperfast single diode, its typical reverse recovery time is 24ns. This device is designed for freewheel diode in motor and power switching applications, and specially suited for use in inverter welding.

Applications

- General Rectifier
- Output Rectifier in Switching Power Supply & Welder
- FWD for Motor Application

Package Type & internal Circuit



1.Cathode 2.Anode

Absolute Maximum Ratings

per diode at $T_C=25^{\circ}C$ unless otherwise noted

| Symbol | Parameter | | Ratings | Unit |
|-------------|--------------------------------------|----------------------------------|----------|-------------|
| V_{RRM} | Peak Repetitive Reverse Voltage | | 600 | V |
| V_{RWM} | Working Peak Reverse Voltage | | 600 | V |
| V_R | DC Blocking Voltage | | 600 | V |
| $I_{F(AV)}$ | Average Rectified Forward Current | per device at $T_C=120^{\circ}C$ | 15 | A |
| I_{FSM} | Non-repetitive Peak Surge Current | | 200 | A |
| T_J | Operating Junction Temperature Range | | -65~+150 | $^{\circ}C$ |
| T_{STG} | Storage Temperature Range | | -65~+150 | $^{\circ}C$ |

Thermal Characteristics

| Symbol | Parameter | Ratings | Unit |
|---------------|--------------------------------------|---------|---------------|
| $R_{th(J-C)}$ | Thermal Resistance, Junction to case | 1.5 | $^{\circ}C/W$ |

Electrical Characteristics per diode @T_C=25 °C unless otherwise noted

| Symbol | Parameter | Conditions | Min. | Typ. | Max. | Unit |
|------------------|-------------------------|--|------|------|------|------|
| V _F | Forward Voltage Drop | I _F =15A | - | 2.1 | - | V |
| | | I _F =15A, T _C =125°C | - | 1.5 | - | V |
| I _R | Reverse Leakage Current | V _R =600V | - | - | 100 | uA |
| t _{rr} | Reverse Recovery Time | I _F =15A, di/dt=-200A/us | - | 24 | - | ns |
| W _{AVL} | Avalanche Energy | L=5mH | - | 173 | - | mJ |

Typical Performance Characteristics

Fig. 1. Typical Characteristics: V_F vs. I_F

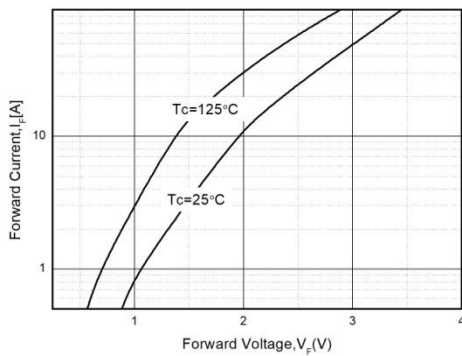


Fig. 2. Typical Characteristics: V_R vs. I_R

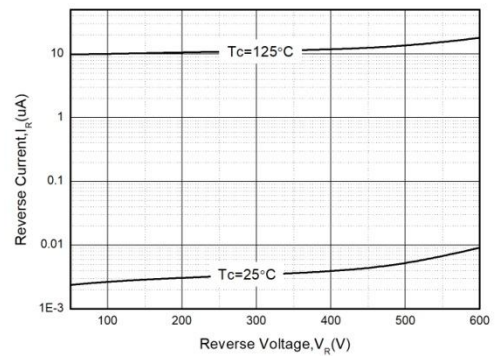


Fig. 3. Typical Reverse Recovery Time vs. di/dt

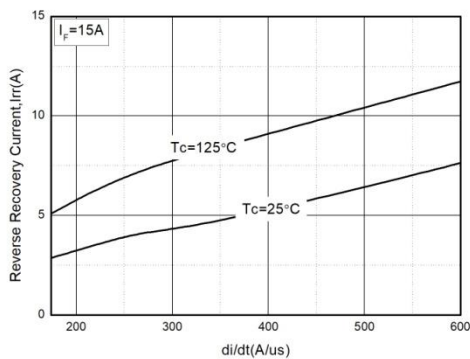
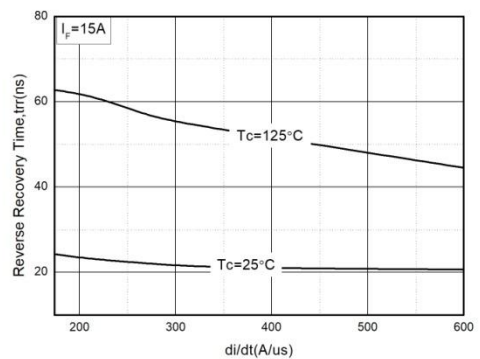


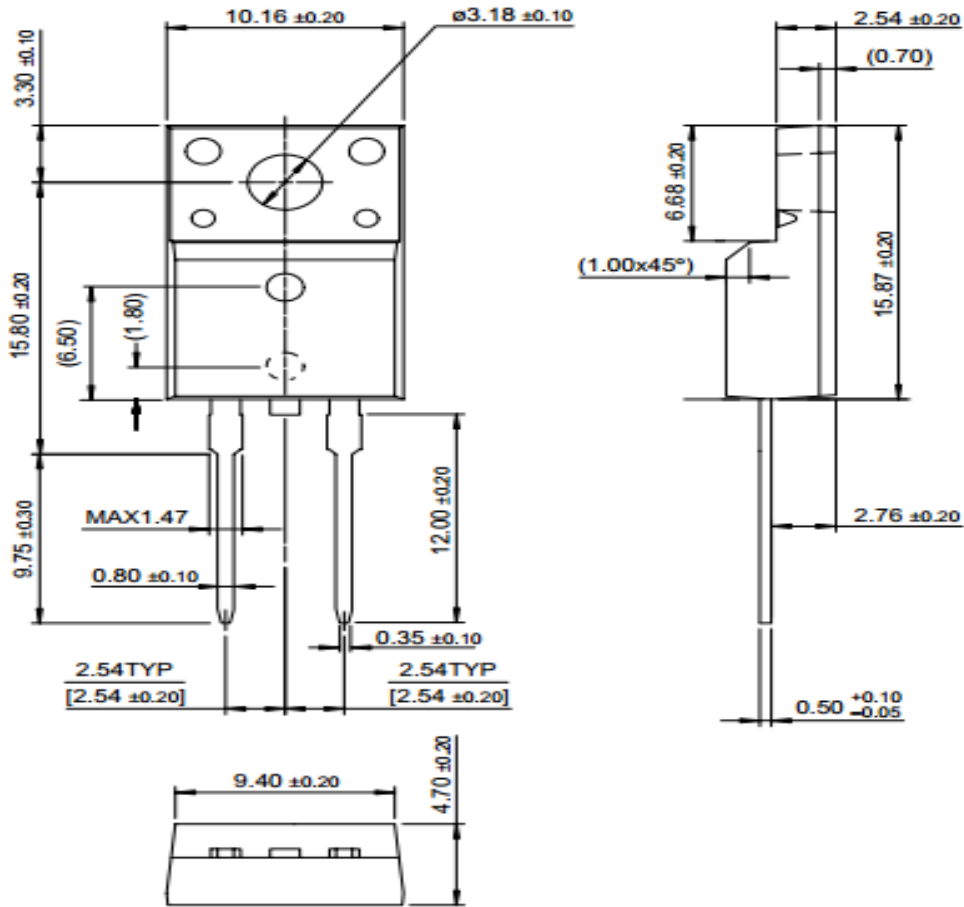
Fig. 4. Typical Reverse Recovery Current vs. di/dt



Package Dimensions


TO-220F

(Dimensions in Millimeters)



DISCLAIMER:

The products are not designed for use in hostile environments, including, without limitation, aircraft, nuclear power generation, medical appliances, and devices or systems in which malfunction of any product can reasonably be expected to result in a personal injury. Seller's customers using or selling seller's products for use in such applications do so at their own risk and agree to fully defend and indemnify Seller.

Sunnychip reserves the right to change the specifications and circuitry without notice at any time. Sunnychip does not consider responsibility for use of any circuitry other than circuitry entirely included in a Sunnychip product.  is a registered trademark of Sunnychip Semiconductor Co., Ltd.